



WORLD
INTELLECTUAL
PROPERTY
ORGANIZATION

PCT

The International Patent System in 2004

Yearly Review of the PCT



The Smart Patenting Solution
www.wipo.int/pct/en

The International Patent System in 2004

Yearly Review of the PCT

Table of Contents

Introduction.....	1
PCT Contracting States.....	2
Number of international applications filed in 2004.....	3
Top countries of origin.....	6
Filings from developing countries.....	6
Top applicants.....	7
International Bureau as receiving Office.....	7
Electronic filing.....	8
International Search and Preliminary Examination.....	10
Languages of filing/publication.....	11
Fields of technology.....	12
Number of record copies received by the International Bureau in 2004.....	13
PCT seminars and presentations worldwide.....	15
Main PCT developments in 2004.....	15

Introduction

The Patent Cooperation Treaty (PCT) system offers inventors and industry a simplified and cost-effective route for obtaining patent protection internationally. By filing a single "international" patent application under the PCT, protection for an invention can be sought simultaneously in any of more than 125 countries. Both applicants and patent Offices of PCT member States benefit from early assessments on the relevant state of the art and on the patentability of the inventions, as well as from a centralized international publication system and from simplified formality requirements. These assessments put applicants in a much better position to decide whether or not to proceed with the national patent granting procedure before the various patent Offices, and are of great use to those patent Offices when deciding whether or not to grant a patent.

The World Intellectual Property Organization (WIPO) is pleased to present the results of operations under the PCT in 2004, the year in which the PCT celebrated the receipt of its one millionth application.

PCT Contracting States

During 2004, one new Contracting State became bound by the PCT—San Marino, on December 14, 2004—bringing the number of States which had acceded to the PCT by December 31, 2004, to 124, as follows:

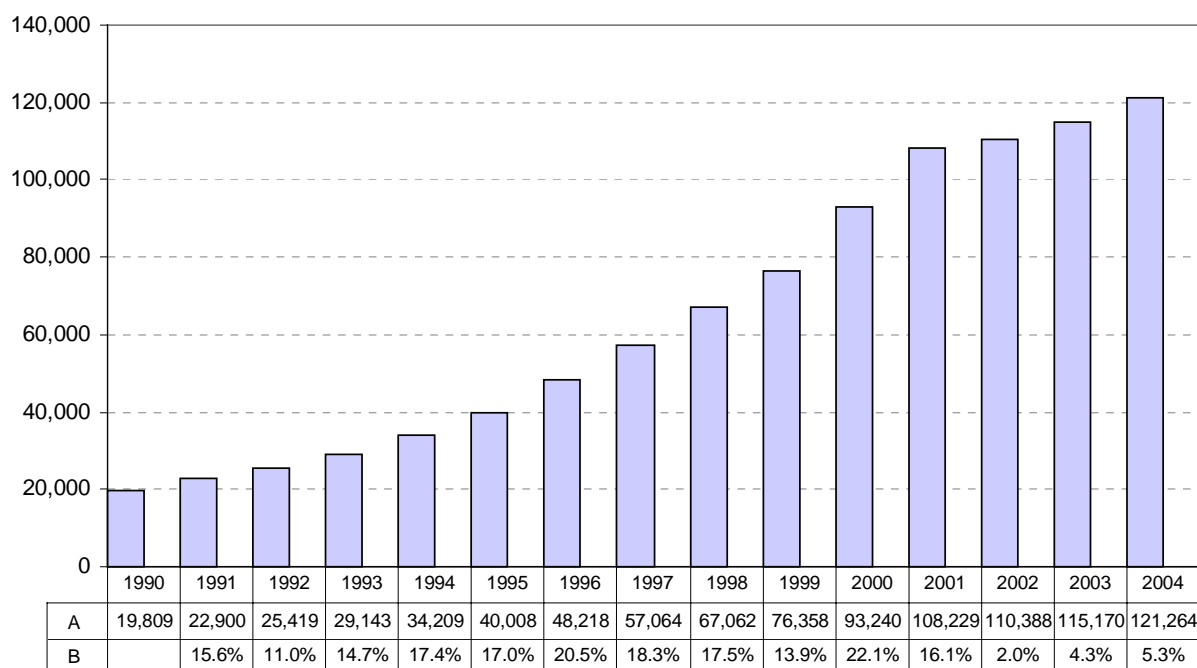
Albania	Denmark	Madagascar	Slovenia
Algeria	Dominica	Malawi	South Africa
Antigua and Barbuda	Ecuador	Mali	Spain
Armenia	Egypt	Mauritania	Sri Lanka
Australia	Equatorial Guinea	Mexico	Sudan
Austria	Estonia	Monaco	Swaziland
Azerbaijan	Finland	Mongolia	Sweden
Barbados	France	Morocco	Switzerland
Belarus	Gabon	Mozambique	Syrian Arab Republic
Belgium	Gambia	Namibia	Tajikistan
Belize	Georgia	Netherlands	The former Yugoslav
Benin	Germany	New Zealand	Republic of
Bosnia and Herzegovina	Ghana	Nicaragua	Macedonia
Botswana	Greece	Niger	Togo
Brazil	Grenada	Norway	Trinidad and Tobago
Bulgaria	Guinea	Oman	Tunisia
Burkina Faso	Guinea-Bissau	Papua New Guinea	Turkey
Cameroon	Hungary	Philippines	Turkmenistan
Canada	Iceland	Poland	Uganda
Central African Republic	India	Portugal	Ukraine
Chad	Indonesia	Republic of Korea	United Arab Emirates
China	Ireland	Republic of Moldova	United Kingdom
Colombia	Israel	Romania	United Republic of
Congo	Italy	Russian Federation	Tanzania
Costa Rica	Japan	Saint Lucia	United States of
Côte d'Ivoire	Kazakhstan	Saint Vincent and the Grenadines	America
Croatia	Kenya	San Marino	Uzbekistan
Cuba	Kyrgyzstan	Senegal	Viet Nam
Cyprus	Latvia	Serbia and Montenegro	Zambia
Czech Republic	Lesotho	Seychelles	Zimbabwe
Democratic People's Republic of Korea	Liberia	Sierra Leone	
	Liechtenstein	Singapore	
	Lithuania	Slovakia	
	Luxembourg		

Note that the number of Contracting States which had acceded to the PCT by February 2005 is 126, following the accessions by the Comoros on January 3, 2005, and Nigeria on February 8, 2005. The Comoros and Nigeria became/will become bound by the PCT on April 3, 2005, and on May 8, 2005, respectively.

Number of international applications filed in 2004

In 2004, 121,264 international applications were filed, representing an increase of 5.3% over 2003. The graph below shows the growth in the number of international applications filed since 1990, with the totals for the number of international applications by international filing date (A), and the corresponding growth over the previous year (B).

Number of international applications filed since 1990



The number of applications filed by country of origin¹ are shown below.

Number of international applications filed in 2004 by country of origin, and corresponding percentages of the total

Country of origin ¹	Number of applications	% of all applications
US United States of America	42,713	35.2
JP Japan	20,167	16.6
DE Germany	15,214	12.5
FR France	5,115	4.2
GB United Kingdom	5,039	4.2
NL Netherlands	4,196 ²	3.5
KR Republic of Korea	3,553	2.9
CH Switzerland	2,837	2.3
SE Sweden	2,831	2.3
IT Italy	2,189	1.8
CA Canada	2,107	1.7
AU Australia	1,846	1.5
CN China	1,704	1.4
FI Finland	1,676	1.4
IL Israel	1,229	1.0

[continued on next page]

1. The country of origin of an application is the country of residence of the first-named applicant in the PCT Request Form.

2. This includes two international applications for which the country of origin is the Netherlands Antilles.

[Number of international applications filed in 2004 by country of origin, and corresponding percentages of the total, continued]

Country of origin		Number of applications	% of all applications
DK	Denmark	1,050	0.9
BE	Belgium	831	0.7
ES	Spain	823	0.7
AT	Austria	713	0.6
IN	India	667	0.6
RU	Russian Federation	472	0.4
NO	Norway	466	0.4
SG	Singapore	423	0.3
ZA	South Africa	401	0.3
NZ	New Zealand	342	0.3
IE	Ireland	296	0.2
BR	Brazil	278	0.2
HU	Hungary	135	0.1
LU	Luxembourg	120	0.1
MX	Mexico	118	0.1
TR	Turkey	114	0.1
PL	Poland	107	0.1
CZ	Czech Republic	94	0.1
UA	Ukraine	87	0.1
GR	Greece	78	0.1
HR	Croatia	76	0.1
SI	Slovenia	62	0.1
EG	Egypt	53	<0.1
PT	Portugal	48	<0.1
LI	Liechtenstein	47	<0.1
MY	Malaysia ³	45	<0.1
IS	Iceland	42	<0.1
CY	Cyprus	39	<0.1
SA	Saudi Arabia ³	32	<0.1
YU	Serbia and Montenegro	29	<0.1
BY	Belarus	27	<0.1
BB	Barbados	26	<0.1
SK	Slovakia	26	<0.1
BG	Bulgaria	24	<0.1
CO	Colombia	22	<0.1
BS	Bahamas ³	20	<0.1
CU	Cuba	18	<0.1
MC	Monaco	18	<0.1
AE	United Arab Emirates	15	<0.1
PA	Panama ³	14	<0.1
RO	Romania	14	<0.1
BM	Bermuda ³	12	<0.1
LV	Latvia	11	<0.1
MU	Mauritius ³	11	<0.1
PH	Philippines	11	<0.1
AR	Argentina ³	10	<0.1
EE	Estonia	10	<0.1
TH	Thailand ³	10	<0.1
EC	Ecuador	9	<0.1
LT	Lithuania	9	<0.1

[continued on next page]

3. Although this is not a PCT Contracting State, applicants who are nationals and/or residents of this State (or of any other State which is not a PCT Contracting State) can file a PCT application together with another applicant who is a national and/or resident of a PCT Contracting State.

[Number of international applications filed in 2004 by country of origin, and corresponding percentages of the total, continued]

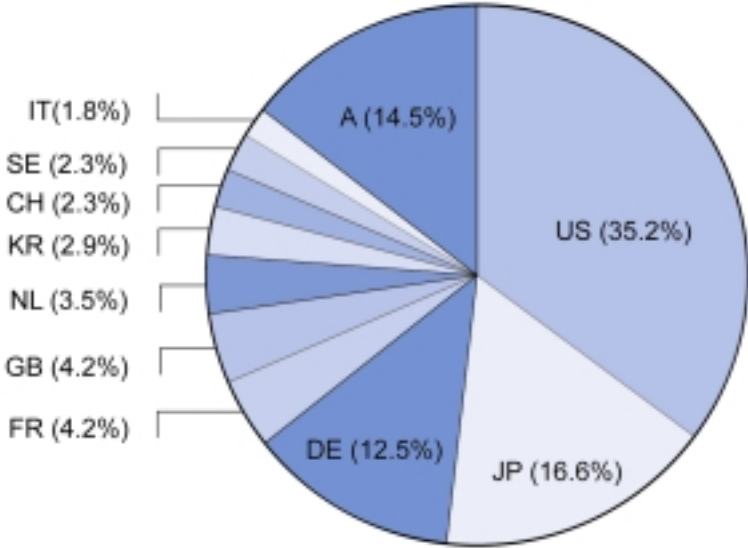
Country of origin		Number of applications	% of all applications
KY	Cayman Islands ⁴	8	<0.1
VG	Virgin Islands ⁴	8	<0.1
CR	Costa Rica	7	<0.1
KE	Kenya	7	<0.1
MA	Morocco	7	<0.1
DZ	Algeria	6	<0.1
KZ	Kazakhstan	6	<0.1
AZ	Azerbaijan	5	<0.1
BZ	Belize	5	<0.1
CL	Chile ⁴	5	<0.1
GE	Georgia	5	<0.1
ID	Indonesia	5	<0.1
SY	Syrian Arab Republic	5	<0.1
TN	Tunisia	5	<0.1
UY	Uruguay ⁴	5	<0.1
MK	The former Yugoslav Republic of Macedonia	4	<0.1
SC	Seychelles	4	<0.1
BA	Bosnia and Herzegovina	3	<0.1
BO	Bolivia ⁴	3	<0.1
KP	Democratic People's Republic of Korea	3	<0.1
KW	Kuwait ⁴	3	<0.1
MD	Republic of Moldova	3	<0.1
MT	Malta ⁴	3	<0.1
SD	Sudan	3	<0.1
SN	Senegal	3	<0.1
AD	Andorra ⁴	2	<0.1
AM	Armenia	2	<0.1
CK	Cook Islands ⁴	2	<0.1
CM	Cameroon	2	<0.1
LK	Sri Lanka	2	<0.1
MH	Marshall Islands ⁴	2	<0.1
VN	Viet Nam	2	<0.1
AG	Antigua and Barbuda	1	<0.1
AI	Anguilla ⁴	1	<0.1
AL	Albania	1	<0.1
BI	Burundi ⁴	1	<0.1
KG	Kyrgyzstan	1	<0.1
LB	Lebanon ⁴	1	<0.1
LR	Liberia	1	<0.1
MG	Madagascar	1	<0.1
ML	Mali	1	<0.1
NA	Namibia	1	<0.1
PY	Paraguay ⁴	1	<0.1
QA	Qatar ⁴	1	<0.1
TT	Trinidad and Tobago	1	<0.1
VC	Saint Vincent and the Grenadines	1	<0.1
VE	Venezuela ⁴	1	<0.1
VU	Vanuatu ⁴	1	<0.1
	Unknown	292	0.2
Total		121,264	100.0

4. Although this is not a PCT Contracting State, applicants who are nationals and/or residents of this State (or of any other State which is not a PCT Contracting State) can file a PCT application together with another applicant who is a national and/or resident of a PCT Contracting State.

Although the above figures correspond to a large extent to the filings with the receiving Offices in the country of residence of the applicant, 21.0% (25,474) of these filings were made either with regional patent Offices or with the International Bureau in their capacities as receiving Offices. The European Patent Office received 15.2% of all filings, the International Bureau as receiving Office received 5.8%, and each of the Eurasian Patent Office, the African Intellectual Property Organization and the African Regional Industrial Property Organization received less than 1%.

Top countries of origin

Applicants from the United States of America filed the largest number of PCT applications in 2004 (35.2%), followed by Japan (16.6%), Germany (12.5%), France (4.2%) and the United Kingdom (4.2%). The chart below shows the top 10 countries of origin and the percentage share of applications from those countries. (A = other countries)



Filings from developing countries

In 2004, 7,268 international applications originated from the top ten developing countries (compared to 5,861 in 2003), as follows:

Country of origin ⁵		Number of applications
KR	Republic of Korea	3,553
CN	China	1,704
IN	India	667
SG	Singapore	423
ZA	South Africa	401
BR	Brazil	278
MX	Mexico	118
EG	Egypt	53
MY	Malaysia ⁶	45
BB	Barbados	26

5. The country of origin of an application is the country of residence of the first-named applicant in the PCT Request Form.

6. Although this is not a PCT Contracting State, applicants who are nationals and/or residents of this State (or of any other State which is not a PCT Contracting State) can file a PCT application together with another applicant who is a national and/or resident of a PCT Contracting State.

Top applicants

Provisional data⁷ show that the top 20 PCT applicants in 2004 were as follows:

Ranking	Applicant	Country of residence
1	Koninklijke Philips Electronics N.V.	NL
2	Matsushita Electric Industrial Co., Ltd	JP
3	Siemens Aktiengesellschaft	DE
4	Nokia Corporation	FI
5	Robert Bosch GmbH	DE
6	Intel Corporation	US
7	BASF Aktiengesellschaft	DE
8	3M Innovative Properties Company	US
9	Motorola, Inc.	US
10	Sony Corporation	JP
11	Mitsubishi Denki Kabushiki Kaisha	JP
12	Telefonaktiebolaget L.M. Ericsson	SE
13	DaimlerChrysler AG	DE
14	Bayer AG	DE
15	Honeywell International Inc.	US
16	The Procter & Gamble Company	US
17	International Business Machines Corporation	US
18	Thomson Licensing S.A.	FR
19	E.I. Du Pont de Nemours and Company	US
20	Samsung Electronics Co., Ltd.	KR

International Bureau as receiving Office

Use of the International Bureau as receiving Office (RO/IB) continued to increase in 2004. The RO/IB received 7,048 international applications, an increase of 8.6% compared with 2003, from applicants from 67 countries. Of those 7,048 applications, 36.5% were filed in electronic form using the PCT-SAFE software and 11.5% benefited from a safeguard procedure, under which international applications are transmitted from another receiving Office to the International Bureau in its capacity as receiving Office while retaining their initial filing date. (Such a procedure takes place, for example, where applications have been filed with a "non-competent" receiving Office, or where they have been filed in a language which is not accepted by the other Office.)

The top 10 countries of origin of international applications filed with the RO/IB, along with the percentage share of applications filed with RO/IB, are shown in the table below:

7. When available, the final ranking will be published, together with the totals for each applicant, in the *PCT Newsletter* (<http://www.wipo.int/pct/en/newslett/index.jsp>) later this year.

Number of international applications filed with the RO/IB by top 10 countries of origin, and corresponding percentages of the total, in 2004

Country of origin⁸	Number of applications	% of all applications filed with RO/IB
NL Netherlands	2,440	34.6
US United States of America	712	10.1
FI Finland	495	7.0
IT Italy	490	7.0
DE Germany	443	6.3
CH Switzerland	339	4.8
FR France	300	4.3
ZA South Africa	263	3.7
IN India	251	3.6
CA Canada	172	2.4
All other countries	1,143	16.2
Total	7,048	100.0

Electronic filing

Electronic filing became available to all applicants on February 12, 2004, when the International Bureau as receiving Office, which accepts the filing of international applications from applicants from all PCT Contracting States, announced that it was prepared to receive and process any international applications in electronic form that complied with the necessary requirements. At the same time, the PCT-SAFE receiving Office component was deployed to support this event, marking the completion of the deployment of the PCT-SAFE system (see below for further information on PCT-SAFE).

In 2004, it also became possible to file international applications electronically with: the Japan Patent Office, the Korean Intellectual Property Office, the National Board of Patents and Registration (Finland), the Spanish Patent and Trademark Office and the United Kingdom Patent Office as receiving Offices. During that year, 17,414 international applications were filed electronically, as follows:

Number of international applications filed electronically in 2004

Receiving Office	Date when electronic filing became possible	Number of applications
JP Japan Patent Office	April 28, 2004	7,993
EP European Patent Office	November 1, 2002	3,745
IB International Bureau as receiving Office	February 12, 2004	2,572
KR Korean Intellectual Property Office	January 1, 2004	1,995
FR National Institute of Industrial Property (France)	April 29, 2003	772
FI National Board of Patents and Registration (Finland)	January 1, 2004	194
ES Spanish Patent and Trademark Office	January 15, 2004	96
GB United Kingdom Patent Office	August 9, 2004	47
Total		17,414

8. The country of origin of an application is the country of residence of the first-named applicant in the PCT Request Form.

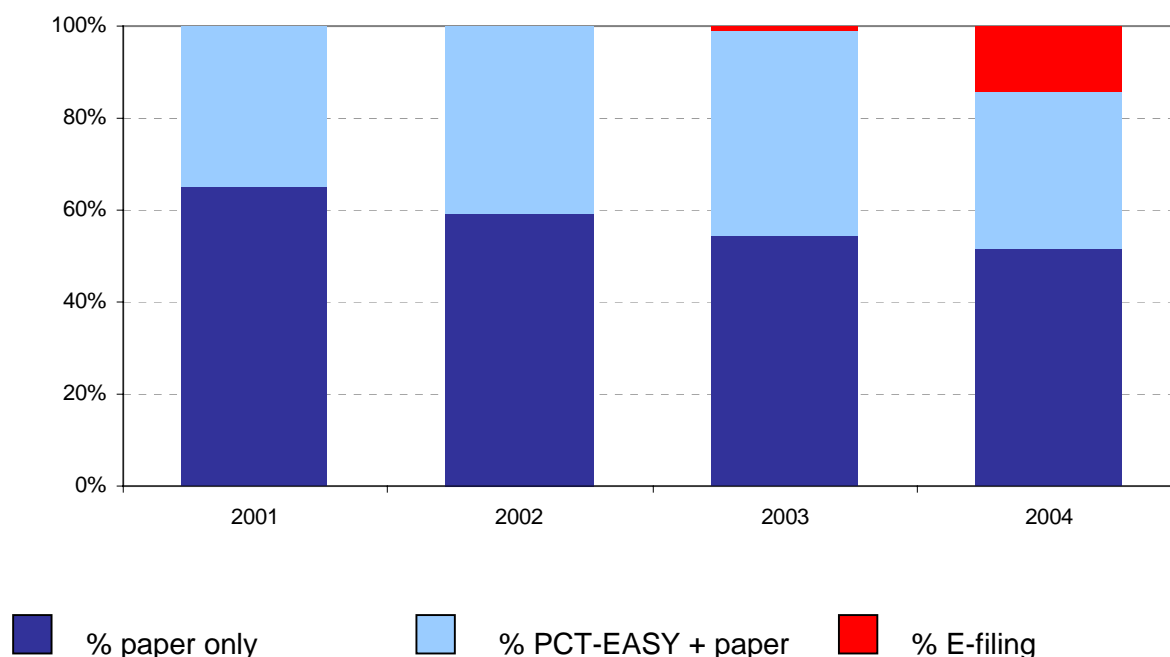
PCT-EASY/PCT-SAFE

On January 1, 2004, the PCT-SAFE (Secure Applications Filed Electronically) software, which permits applicants to prepare and file electronically a complete PCT application (description, claims and abstract as well as the Request Form), became available (previously it had only been available to selected PCT users under a pilot testing program). At the same time, PCT-EASY (PCT Electronic Application System) as a separate software product was discontinued, and the PCT-EASY functionality was integrated into the PCT-SAFE software. For further information, see *PCT Newsletter* No. 02/2004, page 2, at:

http://www.wipo.int/edocs/pctndocs/en/2004/pct_news_2004_2.pdf

By the end of 2004, a total of 72 receiving Offices were prepared to accept the filing of international applications containing requests prepared using the PCT-EASY functionality of the PCT-SAFE software, together with PCT-EASY diskettes. Although applicants are continuing to take advantage of the benefits of preparing PCT application Request Forms electronically using the PCT-EASY functionality, there has been a reduction in its use compared with 2003—of the 121,264 international applications filed in 2004, 41,358 (34.1%) contained a PCT-EASY request (compared with 44.6% in 2003). This reduction can be explained by the fact that more applicants are now filing PCT applications in a fully electronic form (about 14.4% of applications filed in 2004 compared with 1.0% in 2003). The graph below shows the changing share of filings on paper, filings on paper together with the Request Form on a diskette prepared electronically using the PCT-EASY functionality, and fully electronic filings (E-filings) since 2001.

International applications filed on paper only, on paper with a PCT-EASY request, and by E-filing since 2001



Information on the filing of international applications in electronic form is available from the PCT-SAFE website at:

<http://www.wipo.int/pct-safe/en/>

International Search and Preliminary Examination

With effect from July 26, 2004, the Canadian Intellectual Property Office started functioning as an International Searching Authority (ISA) and International Preliminary Examining Authority (IPEA); at the end of 2004, therefore, 11 Offices were operating as ISAs and IPEAs⁹.

International Search

The number of international applications in respect of which each ISA engaged the international search procedure in 2004 is indicated below.

International Searching Authority		Number of applications	% of all international applications
EP	European Patent Office	62,588	51.6
US	United States of America	26,246	21.6
JP	Japan	18,691	15.4
SE	Sweden	3,398	2.8
KR	Republic of Korea	3,203	2.6
AU	Australia	2,503	2.1
CN	China	1,647	1.4
CA	Canada	827 ¹⁰	0.7
AT	Austria	802	0.7
ES	Spain	769	0.6
RU	Russian Federation	568	0.5
Total:		121,242	100.0

International Preliminary Examination

In 2004, filings of demands for international preliminary examination continued their expected downward trend of recent years – there was a decrease of about 40% over 2003. The trend is mostly due to the modification of the time limit for entry into the national phase in force since April 2002, resulting in fewer applicants filing demands in order to extend the time limit for entering the national phase. The number of international applications in respect of which each IPEA was used during the international preliminary examination procedure in 2004 is indicated below.

9. The National Board of Patents and Registration (Finland) also started functioning as an ISA and IPEA on April 1, 2005, bringing the number of Offices now operating as ISAs and IPEAs to 12.

10. The Canadian Intellectual Property Office started functioning as an ISA and IPEA only on July 26, 2004, in respect of international applications filed on or after that date.

International Preliminary Examining Authority		Number of demands filed	% of all demands
EP	European Patent Office	21,341	54.4
US	United States of America	8,951	22.8
JP	Japan	4,187	10.7
SE	Sweden	1,615	4.1
AU	Australia	1,248	3.2
KR	Republic of Korea	924	2.4
CN	China	500	1.3
RU	Russian Federation	156	0.4
AT	Austria	144	0.4
ES	Spain	128	0.3
CA	Canada	0 ¹¹	0.0
Total		39,194	100.0

Languages of filing/publication

In 2004, international applications were filed in the following languages:

Language of filing ¹²	Number of applications	% of all international applications
English	76,615	63.2
Japanese	18,261	15.1
German	14,578	12.0
French	4,439	3.7
Korean	2,095	1.7
Chinese	1,428	1.2
Spanish	841	0.7
Swedish	642	0.5
Italian	632	0.5
Russian	538	0.4
Dutch	501	0.4
Finnish	354	0.3
Norwegian	140	0.1
Danish	126	0.1
Turkish	22	<0.1
Hungarian	14	<0.1
Slovenian	13	<0.1
Croatian	12	<0.1
Czech	7	<0.1
Slovak	4	<0.1
Portuguese	2	<0.1
Total:	121,264	100.0

11. The Canadian Intellectual Property Office started functioning as an ISA and IPEA only on July 26, 2004, in respect of international applications filed on or after that date.

12. An international application filed in a language other than one of the languages of publication under the PCT is published as a translation into a language of publication (see next table).

In 2004, 112,558 international applications were published in one of the seven languages of publication, as follows:

Language of publication	Number of applications	% of all international applications
English	75,106	66.7
Japanese	16,835	15.0
German	13,999	12.4
French	4,254	3.8
Chinese	1,096	1.0
Spanish	758	0.7
Russian	510	0.4
Total:	112,558	100.0

Fields of technology

Each international application is classified according to the International Patent Classification (IPC) – this describes the technical field to which the invention relates. The table below shows the top fifteen classifications under which PCT applications were published in 2004, and compares each total with the corresponding total for 2003. For further information on the IPC, consult the WIPO website at:

<http://www.wipo.int/classifications/ipc/en/>

Top 15 classifications under which PCT applications were published in 2004 according to the International Patent Classification

Description	IPC subclass	2003	2004 (Est.) ¹³	2004 (%) ¹³	2004 (Growth) ¹³
Pharmaceuticals, Cosmetics and Dental Technologies	A61K	7,099	6,715	6.0%	-5.4%
Computers, Data Processing	G06F	7,053	6,152	5.5%	-12.8%
Organic Chemistry - Heterocyclic Compounds	C07D	2,657	3,299	2.9%	24.2%
Networking, Telecommunications	H04L	3,011	3,254	2.9%	8.1%
Semiconductors Devices	H01L	2,971	3,199	2.8%	7.7%
Analysis Materials by Determining their Chemical or Physical Properties	G01N	2,922	2,856	2.5%	-2.3%
Diagnosis, Surgery	A61B	2,423	2,447	2.2%	1.0%
Micro-Organisms or Enzymes	C12N	2,523	2,138	1.9%	-15.3%
Pictorial Communication, e.g., Television	H04N	2,065	1,924	1.7%	-6.8%
Organic Chemistry - Acyclic or Carbocyclic Compounds	C07C	1,527	1,563	1.4%	2.3%
Information Storage Technologies	G11B	1,228	1,528	1.4%	24.5%
Filters Implantable into Blood Vessels; Prostheses; Orthopedic, Nursing or Contraceptive Devices	A61F	1,534	1,522	1.4%	-0.8%
Telecommunications	H04B	1,573	1,522	1.4%	-3.3%
Optics	G02B	1,609	1,497	1.3%	-7.0%
Selecting (switches, relays, selectors; electronic switches)	H04Q	1,431	1,438	1.3%	0.5%
Others		68,357	71,504	63.5%	4.6%
Total:		109,983	112,558	100.0	

13. The figures in respect of each category for 2004 are estimated due to the fact that a significant number of international applications had not been classified at the time of publication.

Number of record copies¹⁴ received by the International Bureau in 2004

In 2004, the International Bureau of WIPO received 123,271 record copies. The number of record copies received by the International Bureau from 2000 to 2004 is shown in the table below, along with the percentage of the total for each receiving Office in 2004.

Number of record copies received by International Bureau from 2000 to 2004

Receiving Office with which applications were filed		2000	2001	2002	2003	2004	% 2004
US	United States of America	37,968	39,734	44,275	38,740	43,562	35.3
JP	Japan	9,349	11,777	13,515	16,694	19,887	16.1
EP	European Patent Office	12,683	14,518	15,938	14,769	19,291	15.6
IB	International Bureau	1,977	2,676	5,912	6,308	7,127	5.8
GB	United Kingdom	5,029	5,666	5,564	5,451	5,538	4.5
FR	France	3,199	4,046	3,935	3,761	3,725	3.0
KR	Republic of Korea	1,511	2,313	2,548	2,935	3,211	2.6
DE	Germany	4,327	5,084	5,062	4,215	3,067	2.5
SE	Sweden	2,722	3,102	2,463	2,091	2,021	1.6
CA	Canada	1,477	1,884	2,065	1,954	1,870	1.5
AU	Australia	1,609	1,736	1,753	1,715	1,802	1.5
CN	China	554	1,643	1,88	1,136	1,499	1.2
IL	Israel	869	1,141	1,111	1,116	1,199	1.0
FI	Finland	1,114	1,173	1,089	1,031	982	0.8
DK	Denmark	722	850	884	904	939	0.8
NL	Netherlands	883	964	888	957	880	0.7
IT	Italy	533	628	864	754	786	0.6
CH	Switzerland	685	751	732	857	754	0.6
ES	Spain	477	502	620	668	659	0.5
RU	Russian Federation	580	520	596	509	575	0.5
AT	Austria	332	415	355	379	457	0.4
SG	Singapore	213	258	304	308	422	0.3
NO	Norway	448	504	497	420	405	0.3
IN	India	117	263	233	388	390	0.3
NZ	New Zealand	261	277	298	291	342	0.3
BR	Brazil	139	182	195	209	250	0.2
BE	Belgium	151	216	200	226	203	0.2
IE	Ireland	155	176	174	156	180	0.2
ZA	South Africa	200	177	188	195	140	0.1
PL	Poland	100	105	99	138	127	0.1
HU	Hungary	138	127	145	139	122	0.1
MX	Mexico	58	94	116	115	96	<0.1
CZ	Czech Republic	91	77	71	76	95	<0.1
UA	Ukraine	44	46	57	69	85	<0.1
TR	Turkey	67	68	76	96	66	0.1
HR	Croatia	49	53	62	70	62	0.1
GR	Greece	43	48	69	63	56	0.1
EG	Egypt	0	0	0	11	54	<0.1
SI	Slovenia	30	39	31	49	42	<0.1
PT	Portugal	12	28	20	19	29	<0.1

[continued on next page]

14. Record copies are international applications received, under PCT Article 12, by the International Bureau from PCT receiving Offices (including the receiving Office of the International Bureau).

Record copies received by International Bureau from 2000 to 2004 [continued]

Receiving Office with which applications were filed		2000	2001	2002	2003	2004	% 2004
YU	Serbia and Montenegro	22	31	30	34	28	<0.1
BG	Bulgaria	29	21	30	44	26	<0.1
BY	Belarus	7	16	5	16	25	<0.1
IS	Israel	13	23	20	36	20	<0.1
CU	Cuba	5	9	13	18	18	<0.1
SK	Slovakia	26	27	22	23	18	<0.1
RO	Romania	26	28	13	22	14	<0.1
PH	Philippines	0	3	25	11	13	<0.1
LV	Latvia	4	9	8	9	11	<0.1
LT	Lithuania	1	2	7	5	9	<0.1
AZ	Azerbaijan	2	1	1	1	8	<0.1
CR	Costa Rica	7	4	6	4	8	<0.1
EE	Estonia	5	8	10	7	7	<0.1
CY	Cyprus	4	3	2	4	6	<0.1
EC	Ecuador	0	0	3	5	6	<0.1
KZ	Kazakhstan	5	6	14	9	6	<0.1
DZ	Algeria	3	4	3	4	4	<0.1
GE	Georgia	4	5	8	4	4	<0.1
KE	Kenya	0	0	0	0	4	<0.1
MA	Morocco	0	0	6	5	4	<0.1
SY	Syrian Arab Republic	0	0	0	0	4	<0.1
BA	Bosnia and Herzegovina	4	4	7	6	3	<0.1
EA	Eurasian Patent Organization	7	5	12	5	3	<0.1
MK	The former Yugoslav Republic of Macedonia	3	3	6	2	3	<0.1
OA	African Intellectual Property Organization	0	0	0	2	3	<0.1
TN	Tunisia	0	0	1	1	3	<0.1
VN	Viet Nam	1	0	2	6	3	<0.1
AM	Armenia	5	15	4	3	2	<0.1
KP	Democratic People's Republic of Korea	0	0	0	0	2	<0.1
MD	Republic of Moldova	2	0	1	2	2	<0.1
SD	Sudan	5	4	1	2	2	<0.1
TT	Trinidad and Tobago	0	1	0	1	2	<0.1
AP	African Regional Industrial Property Organization	1	1	3	0	1	<0.1
KG	Kyrgyzstan	0	0	0	1	1	<0.1
MC	Monaco	1	0	0	2	1	<0.1
ID	Indonesia	4	4	6	1	0	<0.1
UZ	Uzbekistan	2	0	2	0	0	<0.1
Total		91,114	104,098	114,363	110,277	123,271	100.0

PCT seminars and presentations worldwide

About 140 seminars and presentations that dealt with the use and advantages of the PCT, and the promotion of accession to it, were given by Officials of the International Bureau to about 9,650 users and potential users of the PCT system in the following languages: Arabic, English, Finnish, French, German, Japanese, Korean, Russian and Spanish. The seminars and presentations were held in the following countries:

Albania, Austria, Brazil, Canada, Denmark, Finland, France, Germany, India, Indonesia, Japan, Malta, Mauritania, the Netherlands, Niger, Norway, the Republic of Korea, the Russian Federation, Senegal, Serbia and Montenegro, Spain, Sweden, Switzerland, the United Kingdom and the United States of America.

Those seminars and presentations included 17 specialized presentations on electronic filing matters, such as using the PCT-SAFE software, given to some 510 people.

During 2004, new videoconferencing equipment was installed in the Office of the PCT (OPCT) at WIPO, to allow easy, face-to-face dialogue between the OPCT and users of the PCT system, whether they be applicants or officials at PCT patent Offices or Authorities.

Main PCT developments in 2004

Detailed information on some of the main developments in the PCT during 2004 was published in the *PCT Newsletter*, available on the PCT website at:

<http://www.wipo.int/pct/en/newslett/year.jsp>

See, in particular, the items relating to the following matters:

- Entry into force on January 1, 2004, of amendments to the PCT Regulations which brought about a number of changes to the PCT System, including a new automatic designation system, a new enhanced international search and preliminary examination system, a new time limit for filing the demand, relaxed signature requirements and changes relating to PCT fees (Nos. 11/2003 and 12/2003);
- Entry into the national phase became possible at 30 months from the priority date in respect of **all PCT Contracting States** following the withdrawal by Serbia and Montenegro of its notification of incompatibility of PCT Article 22(1); the six remaining designated Offices which have not yet withdrawn their notification of incompatibility are Offices which can also be covered by a regional designation, in respect of which the time limit for entry into the regional phase under PCT Article 22(3) is 31 months (No. 08/2004);
- Receipt by WIPO of numerous power of attorney waivers following the entry into force of new PCT Rule 90.4(d) and 90.5(c), which allow receiving Offices, ISAs, IPEAs and the IB to waive the requirement that a separate and/or general power of attorney be submitted to them: see, in particular, Nos. 01/2004 and 12/2004. A list of the Offices/Authorities which have made such a waiver, as well as information on particular instances in which a power of attorney may still be required, is available at:

http://www.wipo.int/pct/en/texts/pdf/p_a_waivers.pdf

- Progress in the electronic filing and processing of international applications (Nos. 02/2004 (International Bureau and in general), 05/2004 (Japan) and 08/2004 (United Kingdom));

- The availability, as from February 2004, of the improved PCT Electronic Gazette, containing data relating to published PCT applications (No. 03/2004);
- The launching of the International Bureau's new E-Pdoc application, allowing it to receive, process and communicate priority documents submitted to it in electronic form (No. 12/2004);
- Easier access to PCT statistics with the publication of a new monthly statistical indicators report on PCT activities on the PCT website (<http://www.wipo.int/pct/en/statistics/index.htm>) (No. 08/2004);
- The launching of the PCT Gallery of Notable Inventions and Inventors in December 2004 (<http://www.wipo.int/pct/en/inventions/>) (No. 01/2005);
- The sixth session of the Working Group on Reform of the PCT (No. 06/2004);
- The tenth session of the Meeting of International Authorities Under the PCT (No. 10/2004);
- The thirty-third session of the PCT Assembly (including amendments to the PCT Regulations which entered into force on April 1, 2005 (No. 10/2004).